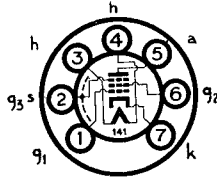
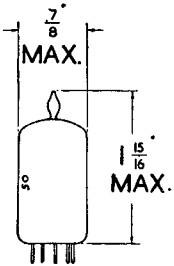


**Current Equipment Type**  
**TYPE 12AU6**  
**HIGH SLOPE**  
**R.F. PENTODE**

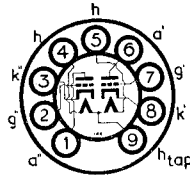


Heater Voltage	...	...	...	<b>RATINGS</b>	...	...	12.6 volts
Heater Current	...	...	...	...	...	...	0.15 amp.

*For further information and characteristics refer to type 6AU6.*



**Current Equipment Type**  
**TYPE 12AU7**  
**MINIATURE**  
**DOUBLE TRIODE**  
**(LOW-MU)**



B9A (Noval) Base

					<b>RATINGS</b>		
Heater Voltage	...	...	...	...	6.3	} or {	12.6 volts
Heater Current	...	...	...	...	0.3		
Anode Voltage	...	...	...	...	300		volts max.
Anode Dissipation (per section)	...	...	...	...	2.75		watts max.
Cathode Current (per section)	...	...	...	...	20		mA max.
Anode Voltage (zero Anode Current)	...	...	...	...	550		volts max.

**OPERATING CHARACTERISTICS**

Anode Voltage	...	...	...	...	100	250	volts
Anode Current	...	...	...	...	11.8	10.5	mA
Grid Voltage	...	...	...	...	0	-8.5	volts
Anode Impedance	...	...	...	...	6,250	7,700	ohms
Mutual Conductance	...	...	...	...	3.1	2.2	mA/V
Amplification Factor	...	...	...	...	19	17	

**OPERATION AS RESISTANCE COUPLED AMPLIFIER**

Anode Supply Voltage	...	...	...	...	100	250	volts
Anode Load Resistor	...	...	...	...	0.1	0.1	meg.
Cathode Bias Resistor	...	...	...	...	4,000	3,000	ohms
Peak Output	...	...	...	...	17	50	volts
Stage Gain	...	...	...	...	11	12	

**INTER-ELECTRODE CAPACITANCES \***

						<b>Section 1</b>	<b>Section 2</b>
Input	...	...	...	...	...	1.6	1.6 pF
Output	...	...	...	...	...	0.5	0.35 pF
Grid to Anode	...	...	...	...	...	1.5	1.5 pF

\* With no external shield.

*Type 12AU7 is a commercial equivalent of the CV491.*

